

# Proposal of successive interference cancellation scheme in optical code-division multiple access systems

**Tawfig Eltaif**

Universiti Kebangsaan Malaysia  
 Photonics Technology Laboratory (PTL)  
 Institute of Micro Engineering and Nanoelectronics  
 43600 UKM Bangi, Selangor  
 Malaysia  
 E-mail: tefosat@vlsi.eng.ukm.my

**Hossam M. H. Shalaby**

Alexandria University  
 Department of Electrical Engineering  
 Faculty of Engineering,  
 Alexandria 21544  
 Egypt

**Sahbudin Shaari**, MEMBER SPIE

Universiti Kebangsaan Malaysia  
 Photonics Technology Laboratory (PTL)  
 Institute of Micro Engineering and Nanoelectronics  
 43600 UKM Bangi, Selangor  
 Malaysia

**Mohammad M. N. Hamarshah**

Multimedia University  
 Faculty of Information Science and Technology  
 Jalan Ayer Keroh lama, Ayer keroh, Melaka, 75450  
 Malaysia

**Abstract.** Proposes one of the multiuser detection schemes, a new technique that has the potential to reduce interference or suppress multiple-access interference and, therefore, increase the capacity of optical code-division multiple access (CDMA) systems. It is a successive interference cancellation (SIC) scheme known as a low-complexity multiuser detection method for direct sequence CDMA systems. A SIC scheme is analyzed using an optical orthogonal code, with a different power for each user, that takes into account the impact of imperfect interference cancellation. © 2008 Society of Photo-Optical Instrumentation Engineers. [DOI: 10.1117/1.2898642]

**Subject terms:** optical code-division multiple access (OCDMA); multiple-access interference (MAI); optical orthogonal codes (OOCs); successive interference cancellation (SIC).

Paper 070597R received Jul. 16, 2007; revised manuscript received Nov. 13, 2007; accepted for publication Nov. 21, 2007; published online Mar. 25, 2008.

## 1 Introduction

Successive interference cancellation (SIC) is a multiuser detection (MUD) technique,<sup>1</sup> where MUD is typically employed in optical code-division multiple access (CDMA) communication systems. The problem of demodulating a specific user signal is complicated, as the other user signals exist in the same bandwidth.<sup>2</sup> In conventional receivers, the presence of other signals is treated as noise. In MUD algorithms, this noise is usually referred to as multiple access interference (MAI), and it is shown that this type of noise limits direct sequence CDMA (DS-CDMA) system capacity. Any technique that can suppress (cancel) MAI will increase the system's capacity.

In recent years, MUD has become an attractive alternative to conventional spread spectrum detectors. It is well known that optimum MUD has a much better theoretical performance than conventional detection.<sup>3,4</sup> However, the majority of multiuser detectors have a very high complexity and, consequently, suboptimum structures have been presented.<sup>3</sup> In this work, we propose and analyze a SIC scheme using an optical orthogonal code (OOC) with a

different power for each user, that takes into account the impact of imperfect interference cancellation.

## 2 Principle of the SIC Scheme

The basic idea of this scheme is simple, it detects and demodulates the strongest user signal currently present in the overall received signal. The strongest user is not known beforehand, but it is detected from the strength of the correlations of each of the user's chip sequences with the received signal. The correlation values can be found from the bank of the correlator. Figure 1 shows the block diagram of

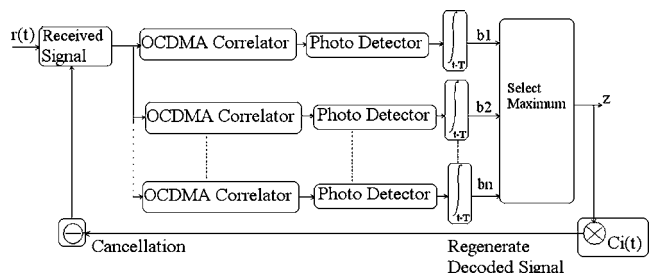


Fig. 1 The SIC receiver block diagram.

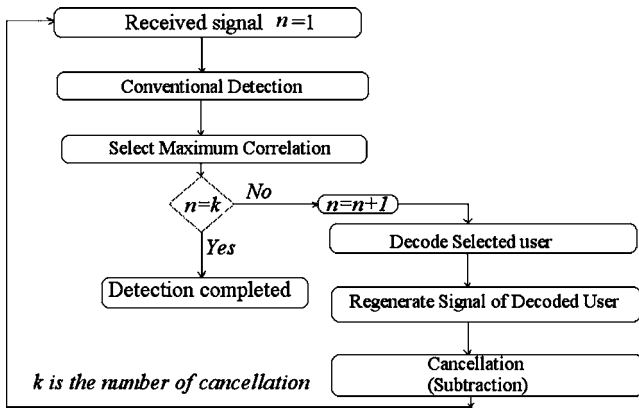


Fig. 2 Flow chart of interference cancellation schemes.

the SIC receiver. After this user has been detected and demodulated, its contribution to the original signal is regenerated and subtracted from the overall received signal to get a new received signal.

Then we can conclude that the algorithm repeats, excluding the strongest user from the new received signal, which, composed of one user signal less, is detected, demodulated, regenerated, and subtracted.<sup>5,6</sup> At the end, we can say that the strongest received signals are subtracted from the original signal one by one until all users have been detected and demodulated.

Figure 2 shows the flowchart of this process. In a general algorithm, the successive cancellations are carried out as follows:

1. Recognize the strongest signal (the one with maximum correlation value).
2. Decode the strongest signal.
3. Regenerate the strongest signal using its chip sequence.
4. Cancel the strongest user.
5. Repeat until all users are decoded or a permissible number of cancellations are achieved.

### 3 SIC System Equations

In our system, we consider an incoherent, DS optical CDMA (DS-OCDMA) system. The system consists of  $N$  users, labeled by  $n$ , where  $n=1,2,\dots,N$ . On-off keying (OOK) modulation is used to transmit binary data via an optical channel for each user with a specific sequence code for each. In particular, OOC will be used as the signature codes<sup>7</sup> in this paper. It is a family of (0,1) sequences of length  $F$  and weight  $W$  that satisfy the requirement that  $\lambda_a$ ,  $\lambda_c$  are equal to 1. With good auto- and cross-correlation, it enables the effective detection of the desired signal. The  $n$ 'th user spreading code can be represented as

$$c_n(t) = \sum_{k=-\infty}^{\infty} c_{k,n} P_{T_c}(t - kT_c). \quad (1)$$

Here,  $c_{k,n} \in \{0, 1\}$ ,  $T_c$  refers to the chip duration, and  $P_{T_c}(t)$  is the optical rectangular pulse in  $[0, \tau]$  with unit amplitude. We consider an ideal synchronous case, that is  $\tau_k=0$ . It has

been shown in Refs. 7 and 8 that the synchronous case is the worst case. Let the binary data of the  $n$ 'th user  $b_n(t)$  be given by

$$b_n(t) = \sum_{i=-\infty}^{\infty} b_{i,n} P_T(t - iT), \quad (2)$$

where  $b_{i,n} \in \{0, 1\}$  and  $T$  is the bit duration. Then we can say that the intensity signal of the  $n$ 'th user is  $S_n(t) = P_n b_n(t) c_n(t)$ , where  $P_n$  is the signal strength of the  $n$ 'th user. Therefore, on the receiver side, we can get the signal  $r(t)$  to be the sum of the user's signals as follows:

$$r(t) = \sum_{n=1}^N P_n b_n(t - \tau_n) \sum_{i=1}^F c_n^i(t - \tau_n) + n(t). \quad (3)$$

Here,  $\tau_n$  is the relative delay, and we have considered an ideal synchronous case,  $\tau_n=0$ .

In a general case, we look for the bit error probability, which can be written as follows:

$$P_b = \frac{1}{2} P[(E/0) + (E/1)]. \quad (4)$$

As we mentioned previously, the main function of this system is based on maximum cross correlation between the users, and the effect of the  $n$ 'th user's signal on the first receiver is denoted by  $I_n^{(1)}$ . We define the cross correlation between the  $i$ 'th user and the  $n$ 'th user as

$$I_{n,i}(\tau_{n,i}) = \frac{1}{T} \left[ \int_0^T c_n(t - \tau_{n,i}) \times c_i(t) dt \right], \quad (5)$$

where  $\tau_{n,i}$  is the time delay of the  $n$ 'th user relative, to the  $i$ 'th user.

Hence, the first decision variable  $Z_1$  at time  $T$ , can be written as

$$Z_1 = \frac{1}{T} \int_0^T r(t) \times c_1(t - \tau_1) \times dt \quad (6)$$

$$= \frac{1}{T} \int_0^T \left[ \sum_{n=1}^N P_n b_n(t - \tau_n) \sum_{i=1}^F c_n^i(t - \tau_n) \right] \sum_{i=1}^F c_1^i(t - \tau_n) \times dt. \quad (7)$$

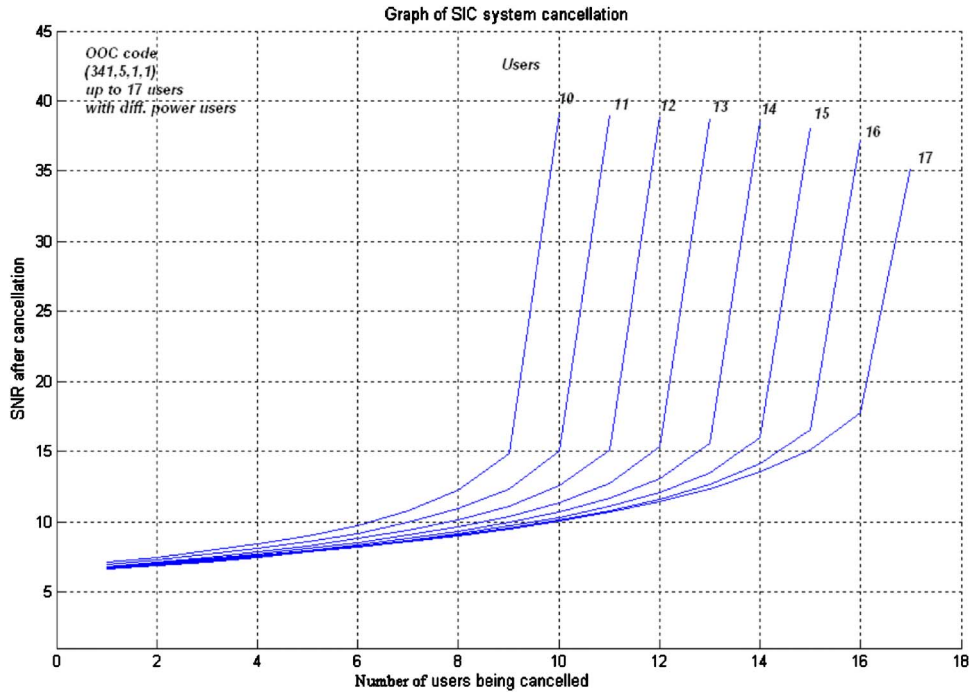
Then after the decoding and integration, we can get the following:

$$Z_1 = \frac{P_1 b_{(1)} W}{F} + l_1, \quad (8)$$

where the first term refers to the desired signal term of the first user, and the second term can be defined as

$$l_1 = \frac{1}{F} \sum_{n=2}^N P_n b_n I_{n,1}(\tau_{n,1}) + n(t). \quad (9)$$

It is assumed that users are detected in the order of decreasing signal strength such that user 1 will always corre-



**Fig. 3** The SNR after cancellation under different power OOC code (341, 5, 1, 1).

spond to the strongest user. Once this user has been detected and demodulated, the result is used to regenerate the user signal. Then the regenerated signal is subtracted from the original signal. The correlation value is used for cancellation

$$r_1(t) = r(t) - Z_1 \times c_1(t - \tau_1) \quad (10)$$

$$= \sum_{n=2}^N P_n b_n(t - \tau_n) \times c_n(t - \tau_n) + n(t) - l_1 \times c_1(t - \tau_1). \quad (11)$$

Now for the second strongest user, we have  $(N-2)$  interfering signals and some noise due to imperfect cancellation. In following decision statistic for user 2 after canceling user 1, after decoding and integration we got

$$Z_2 = \frac{P_2 b_2 W}{F} + l_2, \quad (12)$$

and  $l_2$  is defined as

$$l_2 = \frac{1}{F} \left[ \sum_{n=3}^N P_n b_n I_{n,2}(\tau_{n,2}) - l_1 I_{1,2}(\tau_{1,2}) \right] + n(t). \quad (13)$$

In general, for the  $j$ 'th, cancellations, we get

$$r_j(t) = r_{j-1}(t) - Z_j \times c_j(t - \tau_j). \quad (14)$$

Here,  $Z_j$  refers to the correlation after the  $j$ 'th cancellation, then the decision variable for the  $(j+1)$ 'th user is given by

$$Z_{j+1} = \frac{P_{j+1} b_{(j+1)} W}{F} + l_{j+1}, \quad (15)$$

where  $l_{j+1}$  are given by

$$l_{j+1} = \frac{1}{F} \left[ \sum_{n=j+2}^N P_n b_n I_{n,j+1}(\tau_{n,j+1}) - \sum_{i=1}^j l_i I_{i,i+1}(\tau_{i,i+1}) \right] + n(t). \quad (16)$$

In the above expression, the first term is MAI of the uncanceled users; second term is cumulative noise from imperfect cancellation, and the third term is the thermal noise.

#### 4 SIC Interference Analysis

In this section, we consider the effect of both MAI and thermal noise; other sources of noise are neglected. Related to MAI, we can define the variance of  $l_{j+1}$  conditioned on  $P_n$  as follows:

$$\sigma_{j+1}^2 |_{-MAI} = \frac{1}{F} \left\{ \sum_{n=j+2}^N P_n^2 b_n^2 \text{var}[I_{n,j+1}(\tau_{n,j+1})] + \sum_{i=1}^j \sigma_i^2 \text{var}[I_{i,i+1}(\tau_{i,i+1})] \right\}. \quad (17)$$

The term  $I_{n,j+1}$  is a random variable that depends on the random signature sequences. Central to the analysis is the variance of this term (for the case of  $n \neq j+1$ ). For the synchronous case, where  $\tau_n$  is zero for all  $n$ , the variance of cross correlation of Eq. (5) is given by<sup>9,10</sup>

$$\text{var}(I_{n,j+1}) \approx \frac{1}{F}. \tag{18}$$

Substituting (18) into (17), we get the variance of the noise in the decision variable

$$\sigma_{j+1}^2|_{MAI} = \frac{1}{F^2} \left[ \sum_{n=j+2}^N P_n^2 + \sum_{i=1}^j \sigma_i^2 \right]. \tag{19}$$

Furthermore, we consider the effect of thermal noise

$$\sigma_{th} = 4K_b T_n \frac{B}{R_L}, \tag{20}$$

where  $B$  is the noise-equivalent electrical bandwidth of the receiver in Hertz;  $K_b$  is Boltzmann's constant in joules per Kelvin= $1.38 \times 10^{-23}$  J/K;  $T_n$  is absolute receiver noise temperature in Kelvin; and  $R_L$  is the receiver load resistor in ohms.

The responsivity of the PDs is given by  $\mathfrak{R} = \eta e / h \nu_c$ . Here,  $\eta$  is the quantum efficiency,  $e$  is the electron's charge,  $h$  is Plank's constant, and  $\nu_c$  is the central frequency of the original broadband optical pulse.

Then the signal-to-noise ratio (SNR) function of  $P_n$  is

$$SNR_{j+1} = \frac{\frac{\mathfrak{R}^2 P_{j+1}^2 W^2}{F^2}}{\frac{\mathfrak{R}^2}{F^2} \left[ \sum_{n=j+2}^N P_n^2 + \sum_{i=1}^j \sigma_i^2 \right] + 4K_b T_n \frac{B}{R_L}}. \tag{21}$$

The bit error rate (BER) is given by

$$BER_{j+1} = Q(SNR_{j+1})^{1/2}. \tag{22}$$

### 5 Performance Results and Discussion

In this section, we present the numerical results of SNR and BER performance of the proposed SIC scheme. The typical parameters used in the calculations are given in Table 1. In this analysis, we assume that each user had different power. Figure 3 shows the relationships between SNR and the number of users being cancelled, at various stages of cancellation using OOC<sup>IT</sup> under different powers from -30 to -10 dBm. As we can see in the figure below, the SNR of the users increases at each stage of the cancellation process, and hence the SNR decreases when the number of users increased. In this analysis, we take in to account the possibilities of errors in previous cancellations.

Figure 4 shows a comparison of the BER under different OOC code parameters, namely different weights and lengths. We can see from the figure that an OOC with parameters (631, 6, 1, 1) gives a lower BER than that using (341, 5, 1, 1). However, when using (1365, 5, 1, 1) or (341, 5, 1, 1), we get almost the same results. We conclude from the figure that the SIC system performance depends on the code weight rather than the code length. As we can see in the figure, BER improves at each stage of the cancellation process, and we note that MAI becomes increasingly accurate as the number of users is increased. In fact, the BER performance improves as the code weight increases.

**Table 1** Typical parameters in the system.

Parameter	Value
Operating frequency	193.1 THz
PD quantum efficiency	0.6
Receiver noise temperature	300 K
Receiver load resistor	1030 Ω
Noise-equivalent electrical bandwidth	80 MHz
Effective received power	-30 to -10 dBm
OOC	(1365,5,1,1) (631, 6, 1, 1) (341, 5, 1, 1) (63, 3, 1, 1)

In Fig. 5, we have compared the results of the system with and without cancellation for the number of active users. The BER from the obtained analysis shows that the cancellation scheme has better performance than the conventional scheme for a large number of users. However, if there is a small number of users, the system without cancellation performs better. This results from the effective power. Indeed, for the system without cancellation, the BER is independent of the effective power. However, the BER of our proposed system depends on the effective power as it is clear in Eq. (21). In our analysis, we have used different values of effective power for all users ranging from -30 to -10 dBm. It can be seen from Fig. 5 that, at an effective power of -30 dBm, the system performance with cancellation is not good; on the other hand, when the effective power is increased to -10 dBm, the system performance gives good results compared to the system without cancellation.

### 6 Conclusion

In this paper, a new proposal for interference cancellation of MUD has been reviewed. This new method is called successive interference cancellation (SIC), and this scheme is a simple, attractive technique to improve system capacity. In this work, we have obviously analyzed the performance of SIC. It is found from the results that the proposal SIC receiver effectively suppresses MAI and significantly improves BER performance at each stage of the cancellation process. However, the major problem with the SIC scheme is the accumulated cancellation noise; therefore, interference cancellation is not a perfect solution, and the residual cancellation errors propagate because of the successive nature of the decoding. In fact, these residual errors are the principal capacity-limiting issue in SIC systems. However, the system shows much lower BER performance with SIC cancellation compared with one without cancellation.



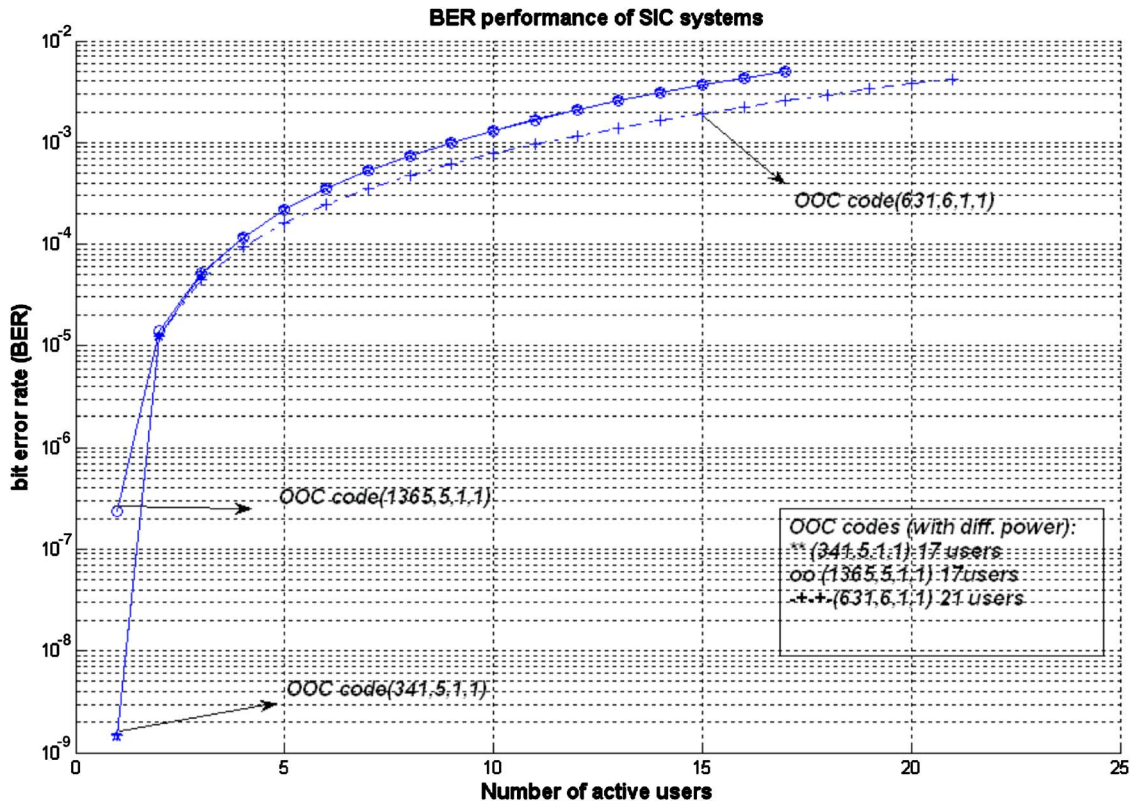


Fig. 4 Comparison of BER among different OOC codes.

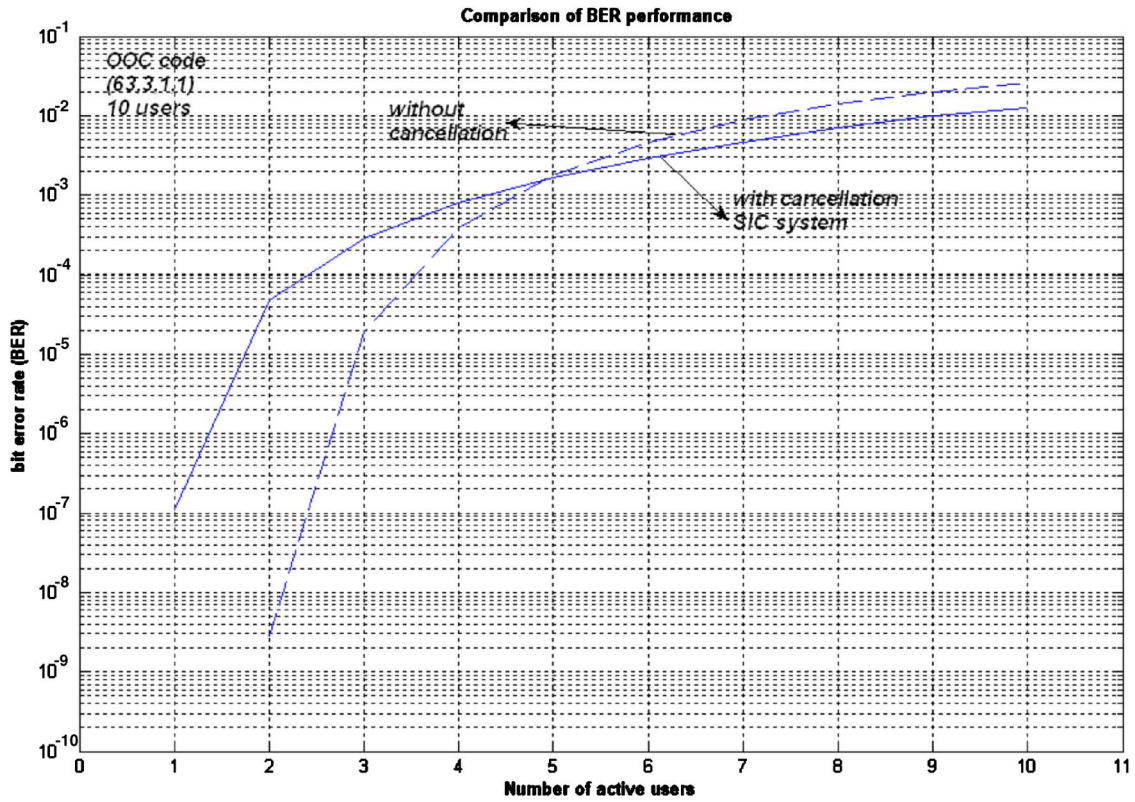


Fig. 5 Comparison of BER performance.

## References

1. M. B. Pearce and B. Aazhang, "Multiuser detection for optical code division multiple access systems," *IEEE Trans. Commun.* **42**(2/3/4), 1801–1810 (1994).
2. M. M. N. Hamarsheh, H. M. H. Shalaby, and M. K. Abdullah, "Design and analysis of a dynamic code division multiple access communication system based on tunable optical filter," *J. Lightwave Technol.* **23**(12), 3959–3965 (2005).
3. I. Seskar, K. I. Pedersen, T. E. Kolding, and J. M. Holtzman, "Implementation aspects for successive interference cancellation in DS/CDMA systems," *Wireless Networks*, **4**, 447–452 (1998).
4. T. Eltaif, H. M. H. Shalaby, and S. Shaari, "A novel successive interference cancellation scheme in OCDMA system," in *Proc. IEEE Conf. ICSE2006*, pp. 299–303 (2006).
5. P. R. Patel and J. M. Holtzman, "Analysis of a simple successive interference cancellation scheme in a DS/CDMA system," *IEEE J. Sel. Areas Commun.* **12**(5), 796–807 (1994).
6. P. R. Patel and J. M. Holtzman, "Analysis of a simple successive interference cancellation scheme in DS/CDMA system using correlations," Presented at GLOBECOM, 1993, Houston, Texas.
7. J. A. Salehi, "Code division multiple-access techniques in optical fiber networks—Part I," *IEEE Trans. Commun.* **37**(8), 824–842 (1989).
8. J. A. Salehi and C. A. Brackett, "Code division multiple-access techniques in optical fiber networks—Part II: Systems performance analysis," *IEEE Trans. Commun.* **37**(8), 834–842 (1989).
9. L. Mailaender, and H. Huang, "Analysis of a successive interference canceler with multiple antennas for DS/CDMA on multipath fading channels," *UCSD Conference on Wireless Communications*, pp. 47–53, San Diego, Calif. (1999).
10. A. J. Viterbi, *CDMA: Principle of Spread Spectrum Communication*, Addison-Wesley, Boston (1995).
11. F., R. K. Chung, J. A. Salehi, and V. K. Wei, "Optical orthogonal codes: Design, analysis, and applications," *IEEE Trans. Inf. Theory* **35**, 595–604 (1989).



**Tawfig Eltaif** received his BS in communication engineering, from A1-Fateh University, Tripoli, Libya, in 2003, and his MS in microelectronics engineering, from Universiti Kebangsaan Malaysia, Bangi, Malaysia, in 2005. He is currently working toward his PhD at the Institute of Micro-Engineering & Nanoelectronics, University Kebangsaan Malaysia, Bangi, Malaysia. His current research interests include optical CDMA and spread-spectrum communications.



**Hossam M. H. Shalaby** received his BS and MS degrees from the University of Alexandria, Egypt, in 1983 and 1986, respectively, and his PhD from the University of Maryland, College Park, Maryland, in 1991, all in electrical engineering. In 1991, he joined the Department of Electrical Engineering, University of Alexandria, Egypt, as an assistant professor. He was promoted to the position of associate professor in 1996 and then to professor (current position) in 2001. From December 2000 to 2004, he was an adjunct professor

with Department of Electrical and Information Engineering, Faculty of Sciences and Engineering, Laval University, Quebec, Canada. From March to April 1996, he was a visiting professor at the Electrical Engineering Department, Beirut Arab University, Lebanon. From September 1996 to January 1998, he was an associate professor with the Electrical and Computer Engineering Department, International Islamic University Malaysia. From February 1998 to December 1998, he was with the School of Electrical and Electronic Engineering, Nanyang Technological University, Singapore, where he was a senior lecturer and, from January 1999 to February 2001, an associate professor. His research interests include optical communications, optical CDMA, spread-spectrum communications, and information theory. Dr. Shalaby received the SRC fellowship from 1987 to 1991 (Systems Research Center, Maryland), Shoman Prize for Young Arab Researchers in 2002 (the Abdul Hameed Shoman Foundation, Amman, Jordan), the State Award twice in 1995 and 2001 (Academy of Scientific Research and Technology, Egypt), the University Award in 1996 (University of Alexandria, Egypt), and Soliman Abd-El-Hay Award in 1995 (Academy of Scientific Research and Technology, Egypt). He has served as a student branch counselor (Alexandria University), IEEE Alexandria and North Delta Subsection, from 2002 to 2006, and served as a chairman of the Student Activities Committee of IEEE Alexandria Subsection from 1995 to 1996.



**Sahbudin Shaari** received his MS in quantum electronics from University of Essex, United Kingdom, in 1980, and PhD in microelectronics from University of Wales, United Kingdom, in 1989. He joined the faculty of the Department of Electrical, Electronics, and System Engineering, Universiti Kebangsaan, Malaysia, in 1978. He is currently a principal research fellow and professor in the Institute of Micro-Engineering and Nanoelectronics at the same university.

His current research interests are nanophotonics and optical communications.



**Mohammad M. N. Hamarsheh** received his BS in electrical engineering from Anajah National University, Nablus, Palestine, in 1999, and his MS and PhD degrees in computer and communication engineering and communications and network engineering, in 2002 and 2006, respectively from University Putra Malaysia, Serdang, Malaysia. He worked with Photronix, Cyberjaya, Malaysia (2002 to 2005) as a research engineer. He was involved in fiber Bragg

grating research and development. Currently, he is a lecturer on the faculty of information science and technology, Multimedia University. His research interests include optical code division multiple access systems, fiber Bragg gratings, dense wavelength division multiplexing, and polarization effect on optical fiber communication.